



DAAR-UL-REHMAT TRUST's
A.E. KALSEKAR DEGREE COLLEGE
KAUSA, MUMBRA
Permanently Affiliated to University of Mumbai
Accredited by NAAC with B++ Grade
ISO certified 9001:2015

CRITERION - IV

KEY INDICATOR.	4.1. PHYSICAL FACILITIES
METRIC NO.	4.1.2

Average percentage of expenditure, excluding salary for infrastructure augmentation during last five years

**DETAILS OF BUDGET ALLOCATION
AND BUDGET UTILIZED FOR
INFRASTRUCTURE AUGMENTATION
EXCLUDING SALARY DURING THE
FINANCIAL YEAR**

2021-2022

DAAR-UL-REHMAT TRUST
A.E.KALSEKAR DEGREE COLLEGE

OLD Mumbai - Pune Road , Nr. Bharat Gear factory , kausa -Mumbra-Thane 400612.


Budget Allocation for the year 2021-2022

Academic Facilities Heads	Budget Allocation for infrastructure Aided	Utilization Aided Section	Budget Allocation for infrastructure Unaided	Utilization Un - Aided Section	Utilised for infrastructure (Aided + Inaided)
Furn & Ext	7,00,000.00	6,49,120.00	1,50,000.00	1,03,800.00	7,52,920.00
Terrace Shed	1,00,000.00	60,578.00		-	60,578.00
Electrical Inst.	50,000.00	31,156.00		-	31,156.00
EPBX	25,000.00	18,880.00		-	18,880.00
Printer & Scanner	1,00,000.00	58,650.00		-	58,650.00
Air conditioner		-	1,50,000.00	1,32,000.00	1,32,000.00
Projector		-	2,50,000.00	2,25,280.00	2,25,280.00
Library Books		-	2,00,000.00	1,84,063.00	1,84,063.00
					-
Total	9,75,000.00	8,18,384.00	7,50,000.00	6,45,143.00	14,63,527.00

CA Sumaiya Shaikh

M.No. 181256

Date : 01-01-2023



Sumaiya Shaikh
Principal
DAAR-UL-REHMAT TRUST'S
A.E. KALSEKAR DEGREE COLLEGE
Kausa, Mumbra, Thane - 400 612.

M/s A.G. Lakhani & Co.
Chartered Accountants

Balance Sheet

Of

A.E. Kalsekar Degree College
(Aided)

For the year ended 31st March, 2022

M/s A. G. Lakhani & Co.
Chartered Accountants

Balance Sheet

Of

A. E. Kalsekar Degree College
(Unaided)

For the year ended 31st March, 2022


201/B, Rizvi Palace, Hill Road, Bandra (W), Mumbai – 400 050
Email: aglakhanico@gmail.com Mobile No : 7977900718

Infrastructure Augmentation.


DAARUL REHMAT TRUST'S A.E. KALSEKAR DEGREE COLLEGE (UNAIDED)

Schedule III - Statement to Fixed Assets as on 31st March, 2022

Sr. No.	Nature of Asset	W.D.V. As on 1.4.21	Add. More than Six Month	Add. Less than Six Month	Del. during the year	Total	Rate of Depm.	Amount of Depm.	W.D.V. As on 31.3.22
1	Furn. & Fixt.	36,67,730	0	1,03,800	0	37,71,530	10%	3,71,954	33,99,576
2	Chair	4,13,179	0	0	0	4,13,179	10%	41,318	3,71,861
3	Cupboard	2,61,549	0	0	0	2,61,549	10%	26,155	2,35,394
4	Sofa Set	1,04,609	0	0	0	1,04,609	10%	10,461	94,148
5	Table	3,40,835	0	0	0	3,40,835	10%	34,084	3,06,752
	TOTAL(A)	47,87,901	0	1,03,800	0	48,91,701		4,83,971	44,07,730
1	Air Conditioner	2,52,997	0	1,32,000	0	3,84,997	15%	47,850	3,37,147
2	Generator	2,17,572	0	0	0	2,17,572	15%	32,636	1,84,936
3	Electrical Inst.	2,38,053	0	0	0	2,38,053	15%	35,708	2,02,345
4	EPBX	17,757	0	0	0	17,757	15%	2,664	15,093
5	Fans	40,029	0	0	0	40,029	15%	6,004	34,025
6	Fire Extinguisher	5,012	0	0	0	5,012	15%	752	4,260
7	Grill	1,39,363	0	0	0	1,39,363	15%	20,905	1,18,459
8	Gymnasium Equip	2,65,033	0	0	0	2,65,033	15%	39,756	2,25,277
9	Inventor	61,545	0	0	0	61,545	15%	9,232	52,313
10	Science Laboratory Equip	2,42,845	0	0	0	2,42,845	15%	36,429	2,06,418
11	BSC IT Laboratory Equip	1,60,565	0	0	0	1,60,565	15%	24,085	1,36,480
12	Sound System	4,443	0	0	0	4,443	15%	666	3,776
13	Sweeping Machine	8,863	0	0	0	8,863	15%	1,329	7,534
14	Water Line	9,203	0	0	0	9,203	15%	1,380	7,823
15	Projector	1,67,023	0	2,25,280	0	3,92,303	15%	41,949	3,50,354
16	CC TV	4,71,803	0	0	0	4,71,803	15%	70,770	4,01,032
17	T.V	53,583	0	0	0	53,583	15%	8,037	45,546
18	Water Cooler	89,778	0	0	0	89,778	15%	13,467	76,312
19	Water Pump	1,042	0	0	0	1,042	15%	156	886
20	Xerox Machine	78,497	0	0	0	78,497	15%	11,775	66,723
21	Banner, Hording Frames	1,39,088	0	0	0	1,39,088	15%	20,863	1,18,225
22	Lift	2,58,123	0	0	0	2,58,123	15%	38,719	2,19,405
23	Refrigerator	43,015	0	0	0	43,015	15%	6,452	36,562
24	Machinery & Equip Skill Dev	47,57,895	0	0	0	47,57,895	15%	7,13,684	40,44,211
25	Mobile Skill Development	11,192	0	0	0	11,192	15%	1,679	9,513
	TOTAL(B)	77,34,319	0	3,57,280	0	80,91,599		11,86,947	69,04,653



Sr. No.	Nature of Asset	W.D.V. As on 1.4.21	Add. More than Six Month	Less than Six Month	Del. during the year	Total	Rate of Deprn.	Amount of Deprn.	W.D.V. As on 31.3.22
1	Computer	2,34,374	0	0	0	2,34,374	40%	93,749	1,40,624
2	Library Books	3,97,407	0	1,84,063		5,81,470	40%	1,95,776	3,85,695
3	Software	15,572	0	0		15,572	40%	6,229	9,343
4	Printer	8,079	0	0	0	8,079	40%	3,233	4,846
5	Solar Power System	3,41,467	0	0	0	3,41,467	40%	1,36,587	2,04,880
	TOTAL	9,96,900	0	1,84,063	0	11,80,963		4,35,573	7,45,389
1	Terrace Shed	14,05,988				14,05,988	10%	1,40,603	12,65,385
2	Development Shed	31,590	0			31,590	10%	3,159	28,431
	TOTAL (D)	14,37,578	0	0	0	14,37,578		1,43,762	12,93,816
	TOTAL(A+B+C+D)	1,49,56,697	0	6,45,143	0	1,56,01,840		22,50,253	1,33,51,588



461080